

Single relay - REL-IR/LDM- 24DC/2X21 - 2834164

Please be informed that the data shown in this PDF Document is generated from our Online Catalog. Please find the complete data in the user's documentation. Our General Terms of Use for Downloads are valid (<http://phoenixcontact.com/download>)



Pluggable industrial relays with power contacts, 2 PDT, test button, status LED, free-wheeling diode, mechanical switch position indicator, polarity A1-, A2+, input voltage 24 V DC

The figure shows version: REL-IR/
LDP- 24DC/2X21

Product Features

- With detectable manual operation
- Integrated status LED
- DC types with integrated freewheeling diode
- Mechanical switch position indicator



Key Commercial Data

Packing unit	1 pc
Minimum order quantity	10 pc
Weight per Piece (excluding packing)	38.04 g
Custom tariff number	85364190
Country of origin	Japan

Technical data

Dimensions

Width	21.5 mm
Height	28 mm
Depth	36 mm

Ambient conditions

Ambient temperature (operation)	-55 °C ... 70 °C
Ambient temperature (storage/transport)	-55 °C ... 70 °C

Coil side

Single relay - REL-IR/LDM- 24DC/2X21 - 2834164

Technical data

Coil side

Nominal input voltage U_N	24 V DC
Typical input current at U_N	38 mA
Typical response time	13 ms
Typical release time	14 ms
Coil resistance	630 Ω \pm 15 % (at 20 °C)
Power dissipation for nominal condition	0.91 W

Contact side

Contact type	2 PDT
Contact material	Ag
Maximum switching voltage	250 V AC/DC
Minimum switching voltage	5 V
Min. switching current	1 mA
Maximum inrush current	20 A (15 ms)
Limiting continuous current	10 A
Interrupting rating (ohmic load) max.	2500 VA (for 250 V AC)

Connection data input side

Connection name	Coil side
Connection method	Plug / solder connection

Connection data output side

Connection name	Contact side
Connection method	Plug / solder connection

General

Test voltage relay winding/relay contact	2 kV AC (50 Hz, 1 min.)
Test voltage relay contact/relay contact	2 kV AC (50 Hz, 1 min.)
Operating mode	100% operating factor
Mechanical service life	5 x 10 ⁷ cycles
Standards/regulations	DIN EN 61810-1
	VDE 0435-201
	EN 50178
	IEC 62103
Degree of pollution	2
Overvoltage category	II
Mounting position	any
Assembly instructions	On relay base PR2

Standards and Regulations

Single relay - REL-IR/LDM- 24DC/2X21 - 2834164

Technical data

Standards and Regulations

Standards/regulations	DIN EN 61810-1
	VDE 0435-201
	EN 50178
	IEC 62103
Degree of pollution	2
Overvoltage category	II

Classifications

eCl@ss

eCl@ss 4.0	27371104
eCl@ss 4.1	27371104
eCl@ss 5.0	27371001
eCl@ss 5.1	27371001
eCl@ss 6.0	27371001
eCl@ss 7.0	27371001
eCl@ss 8.0	27371601
eCl@ss 9.0	27371601

ETIM

ETIM 2.0	EC000196
ETIM 3.0	EC000196
ETIM 4.0	EC000196
ETIM 5.0	EC001437

UNSPSC

UNSPSC 6.01	30211916
UNSPSC 7.0901	39121515
UNSPSC 11	39121515
UNSPSC 12.01	39121515
UNSPSC 13.2	39121515

Approvals

Approvals

Approvals

UL Listed / VDE Gutachten mit Fertigungsüberwachung / cUL Listed / EAC / cULus Listed

Single relay - REL-IR/LDM- 24DC/2X21 - 2834164


Approvals


Ex Approvals

Approvals submitted

Approval details

UL Listed 

VDE Gutachten mit Fertigungsüberwachung 

cUL Listed 

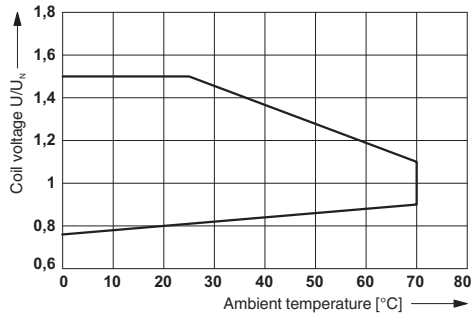
EAC

cULus Listed 

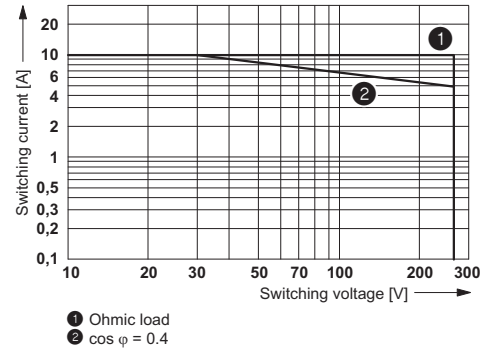
Drawings

Single relay - REL-IR/LDM- 24DC/2X21 - 2834164

Diagram



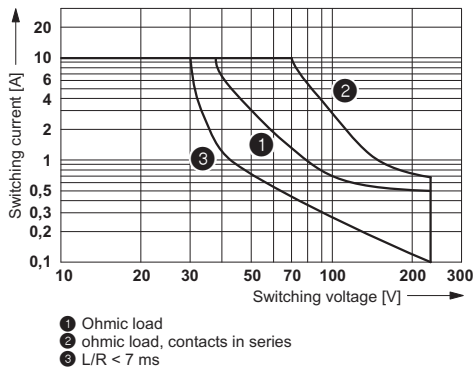
Diagram



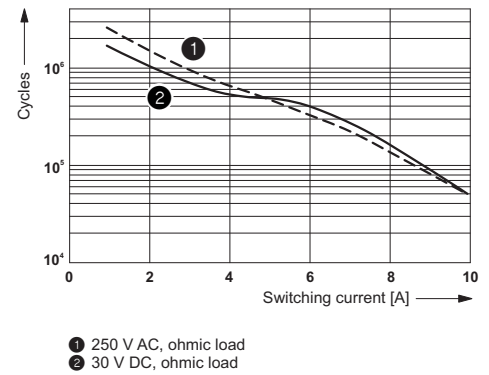
Operating voltage range

AC interrupting rating

Diagram



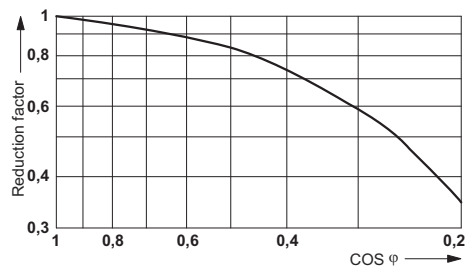
Diagram



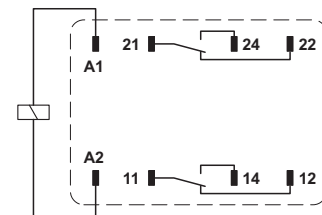
DC interrupting rating

Electrical service life

Diagram



Circuit diagram



Shown without LED and damping diode.
Contacts 21, 22, 24 are led onto relay socket connections 41, 42, 44.

Service life reduction factor

