

CMLSH-4DO**SURFACE MOUNT SILICON
DUAL, ISOLATED OPPOSING
SCHOTTKY DIODE**
www.centrasemi.com
DESCRIPTION:

The CENTRAL SEMICONDUCTOR CMLSH-4DO are two individual electrically isolated 40 volt Schottky diodes of opposing polarity, in a space saving SOT-563 surface mount package. This device has been designed for applications requiring fast switching speeds and a low forward voltage drop.

MARKING CODE: L40**SOT-563 CASE****MAXIMUM RATINGS:** ($T_A=25^\circ\text{C}$)

Peak Repetitive Reverse Voltage	V_{RRM}	40	V
Continuous Forward Current	I_F	200	mA
Peak Repetitive Forward Current	I_{FRM}	350	mA
Peak Forward Surge Current, $t_p=10\text{ms}$	I_{FSM}	750	mA
Power Dissipation	P_D	250	mW
Operating and Storage Junction Temperature	T_J, T_{stg}	-65 to +150	$^\circ\text{C}$
Thermal Resistance	Θ_{JA}	500	$^\circ\text{C/W}$

SYMBOL

SYMBOL	UNITS
V_{RRM}	V
I_F	mA
I_{FRM}	mA
I_{FSM}	mA
P_D	mW
T_J, T_{stg}	$^\circ\text{C}$
Θ_{JA}	$^\circ\text{C/W}$

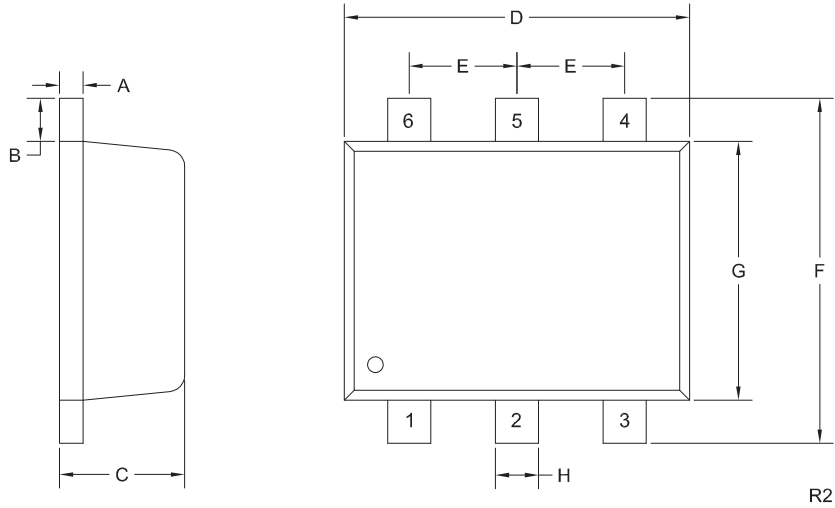
ELECTRICAL CHARACTERISTICS PER DIODE: ($T_A=25^\circ\text{C}$ unless otherwise noted)

SYMBOL	TEST CONDITIONS	MIN	TYP	MAX	UNITS
I_R	$V_R=25\text{V}$		90	500	nA
I_R	$V_R=25\text{V}, T_A=100^\circ\text{C}$		25	100	μA
BV_R	$I_R=100\mu\text{A}$	40	50		V
V_F	$I_F=2.0\text{mA}$		0.29	0.33	V
V_F	$I_F=15\text{mA}$		0.37	0.42	V
V_F	$I_F=100\text{mA}$		0.51	0.80	V
V_F	$I_F=200\text{mA}$		0.65	1.0	V
C_J	$V_R=1.0\text{V}, f=1.0\text{MHz}$		7.0		pF
t_{rr}	$I_F=I_R=10\text{mA}, I_{rr}=1.0\text{mA}, R_L=100\Omega$			5.0	ns

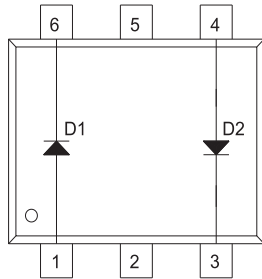
CMLSH-4DO
SURFACE MOUNT SILICON
DUAL, ISOLATED OPPOSING
SCHOTTKY DIODE



SOT-563 CASE - MECHANICAL OUTLINE



PIN CONFIGURATION



SYMBOL	INCHES		MILLIMETERS	
	MIN	MAX	MIN	MAX
A	0.0027	0.007	0.07	0.18
B	0.008		0.20	
C	0.017	0.024	0.45	0.60
D	0.059	0.067	1.50	1.70
E	0.020		0.50	
F	0.059	0.067	1.50	1.70
G	0.043	0.051	1.10	1.30
H	0.006	0.012	0.15	0.30

SOT-563 (REV: R2)

LEAD CODE:

- 1) Anode D1
- 2) NC
- 3) Cathode D2
- 4) Anode D2
- 5) NC
- 6) Cathode D1

MARKING CODE: L40

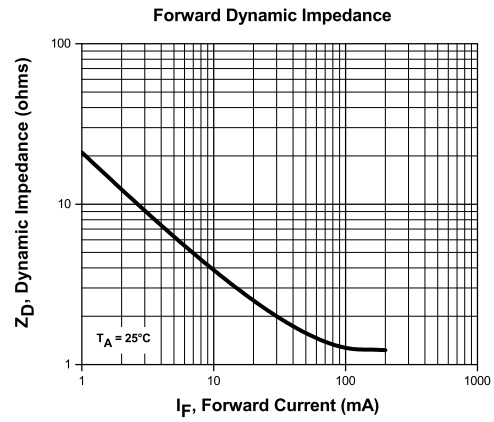
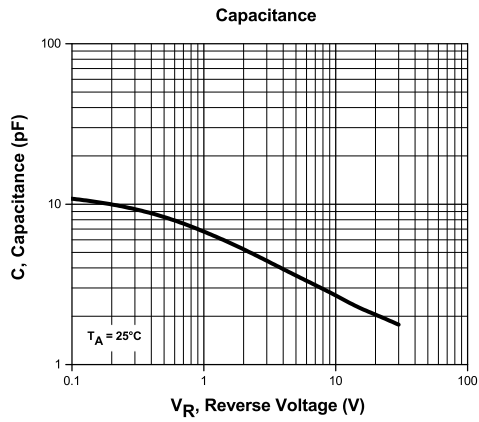
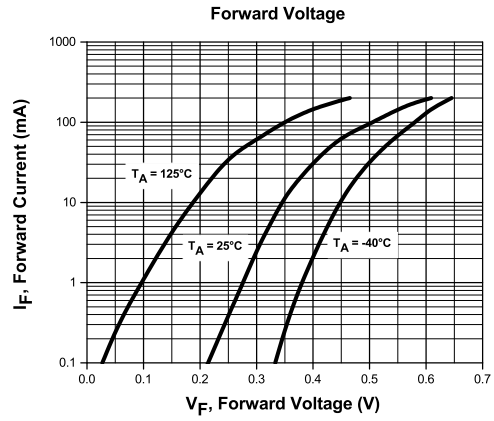
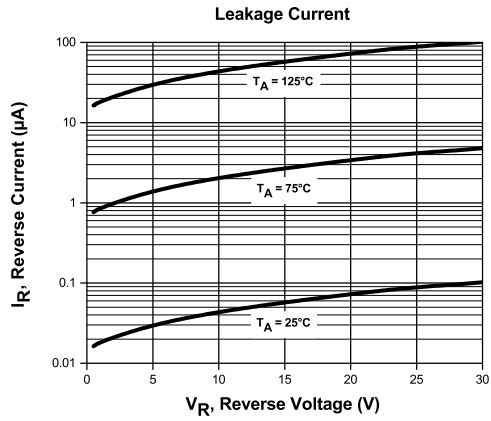
R6 (16-February 2016)

CMLSH-4DO

SURFACE MOUNT SILICON
DUAL, ISOLATED OPPOSING
SCHOTTKY DIODE



TYPICAL ELECTRICAL CHARACTERISTICS



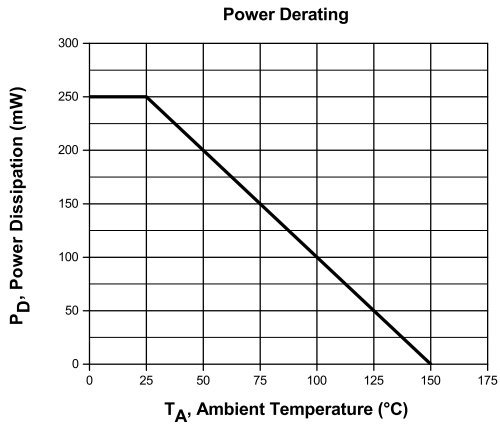
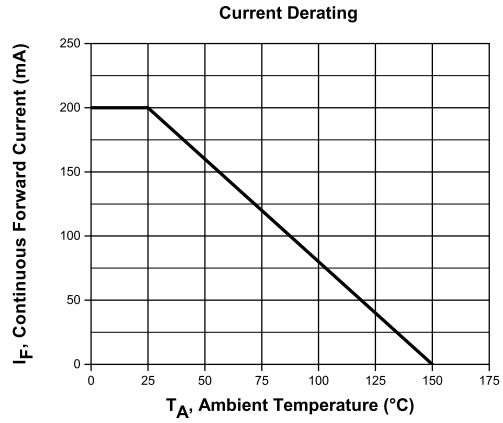
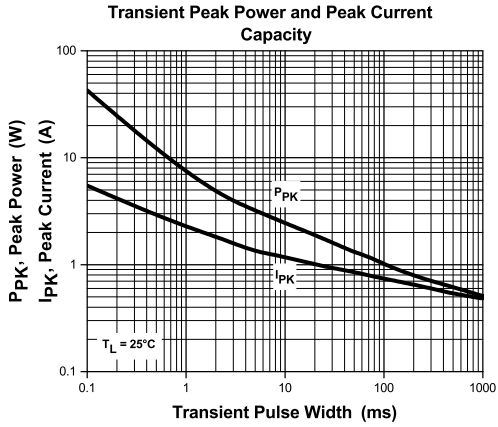
R6 (16-February 2016)

CMLSH-4DO

SURFACE MOUNT SILICON
DUAL, ISOLATED OPPOSING
SCHOTTKY DIODE



TYPICAL ELECTRICAL CHARACTERISTICS



R6 (16-February 2016)

OUTSTANDING SUPPORT AND SUPERIOR SERVICES



PRODUCT SUPPORT

Central's operations team provides the highest level of support to insure product is delivered on-time.

- Supply management (Customer portals)
- Inventory bonding
- Consolidated shipping options
- Custom bar coding for shipments
- Custom product packing

DESIGNER SUPPORT/SERVICES

Central's applications engineering team is ready to discuss your design challenges. Just ask.

- Free quick ship samples (2nd day air)
- Online technical data and parametric search
- SPICE models
- Custom electrical curves
- Environmental regulation compliance
- Customer specific screening
- Up-screening capabilities
- Special wafer diffusions
- PbSn plating options
- Package details
- Application notes
- Application and design sample kits
- Custom product and package development

CONTACT US

Corporate Headquarters & Customer Support Team

Central Semiconductor Corp.
145 Adams Avenue
Hauppauge, NY 11788 USA
Main Tel: (631) 435-1110
Main Fax: (631) 435-1824
Support Team Fax: (631) 435-3388
www.centalsemi.com

Worldwide Field Representatives:
www.centalsemi.com/wwreps

Worldwide Distributors:
www.centalsemi.com/wwdistributors

For the latest version of Central Semiconductor's **LIMITATIONS AND DAMAGES DISCLAIMER**, which is part of Central's Standard Terms and Conditions of sale, visit: www.centalsemi.com/terms